











Name _____ Date _____



Count and Trace



Name _____ Date _____

Count and Trace



A 3x3 grid of boxes. Each box contains a dashed outline of the number '2' for tracing practice. The grid is designed for children to trace the number and count the objects.

Name _____ Date _____


Count and Trace



A dashed black number '3' is centered in a white square cell.	A dashed black number '3' is centered in a white square cell.	A dashed black number '3' is centered in a white square cell.
A dashed black number '3' is centered in a white square cell.	A dashed black number '3' is centered in a white square cell.	A dashed black number '3' is centered in a white square cell.
A dashed black number '3' is centered in a white square cell.	A dashed black number '3' is centered in a white square cell.	A dashed black number '3' is centered in a white square cell.

Name _____ Date _____


Count and Trace



A dotted number 4 for tracing.	A dotted number 4 for tracing.	A dotted number 4 for tracing.
A dotted number 4 for tracing.	A dotted number 4 for tracing.	A dotted number 4 for tracing.
A dotted number 4 for tracing.	A dotted number 4 for tracing.	A dotted number 4 for tracing.

Name _____ Date _____


Count and Trace



A 3x3 grid of boxes for tracing. Each box contains a dashed outline of the number '5' for tracing practice.

Name _____ Date _____

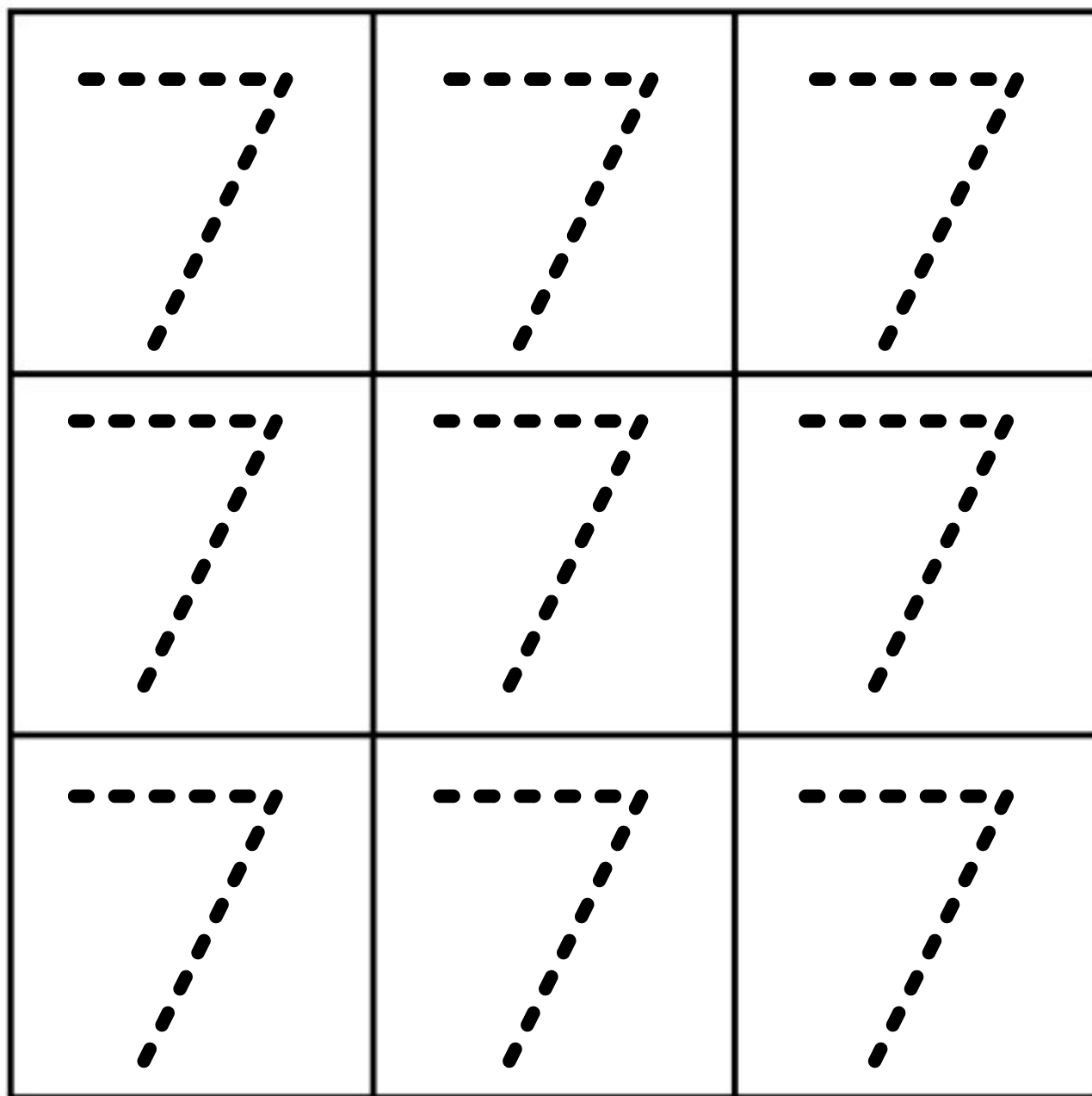

Count and Trace



A dashed black number '6' for tracing.	A dashed black number '6' for tracing.	A dashed black number '6' for tracing.
A dashed black number '6' for tracing.	A dashed black number '6' for tracing.	A dashed black number '6' for tracing.
A dashed black number '6' for tracing.	A dashed black number '6' for tracing.	A dashed black number '6' for tracing.


Name _____ Date _____

Count and Trace




Name _____ Date _____

Count and Trace



Name _____ Date _____

Count and Trace




A dashed black number '9' is centered within a square cell.	A dashed black number '9' is centered within a square cell.	A dashed black number '9' is centered within a square cell.
A dashed black number '9' is centered within a square cell.	A dashed black number '9' is centered within a square cell.	A dashed black number '9' is centered within a square cell.
A dashed black number '9' is centered within a square cell.	A dashed black number '9' is centered within a square cell.	A dashed black number '9' is centered within a square cell.

Name _____ Date _____

Count and Trace

10



10	10	10
10	10	10
10	10	10