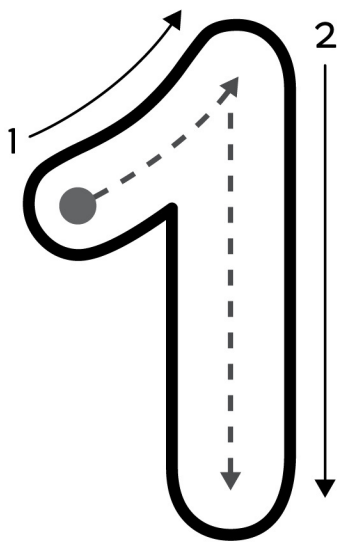
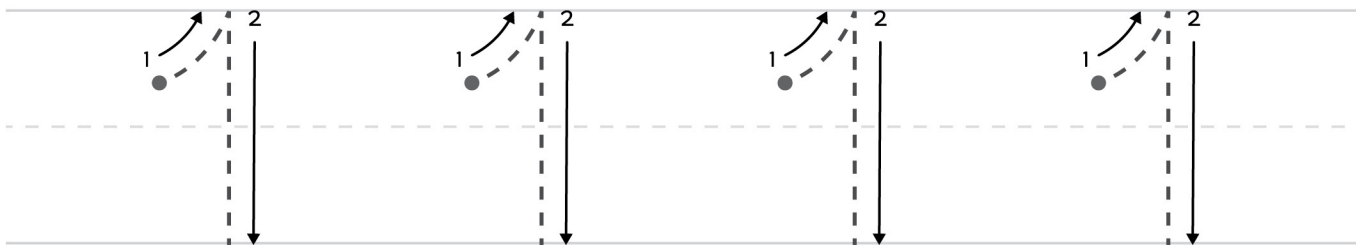
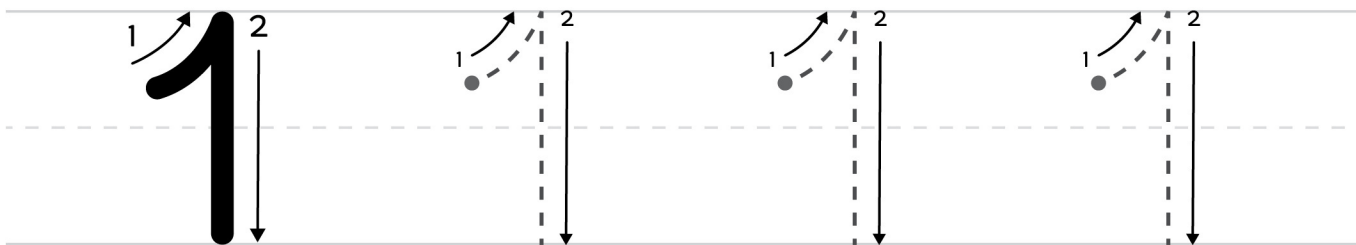



Count and Trace The Number



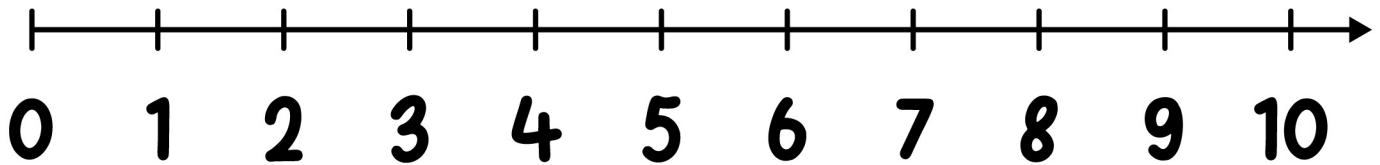
ONE



Find and color the number 1



Circle 1 on the number line



Trace it

1 1 1 1 1 1

1 1 1 1 1 1

1 1 1 1 1 1

1 1 1 1 1 1

1 1 1 1 1 1


1 1 1 1 1 1

Write it

1

1

1

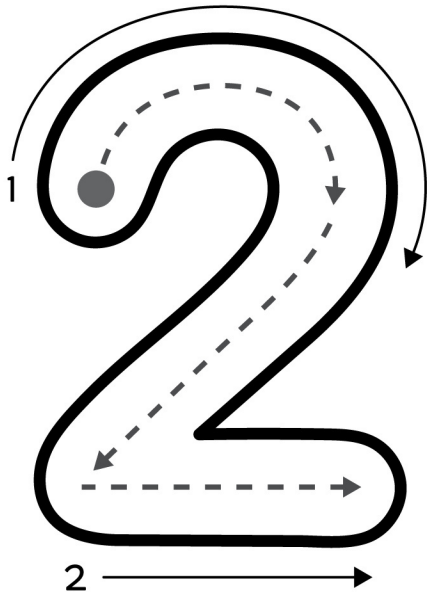


2

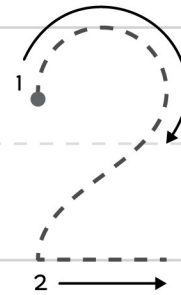
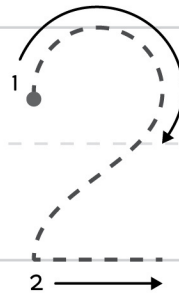
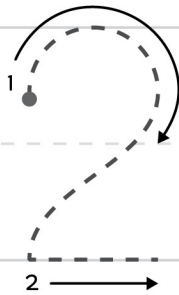
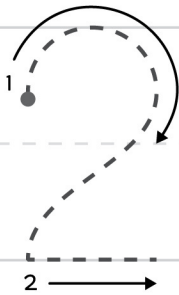
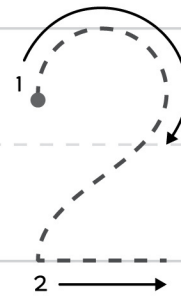
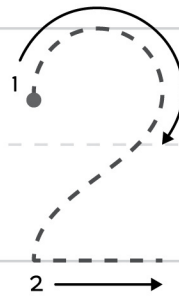
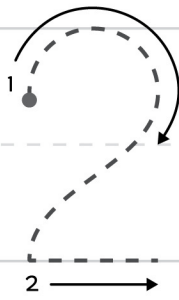
TWO

●	●								
---	---	--	--	--	--	--	--	--	--

Count and Trace The Number



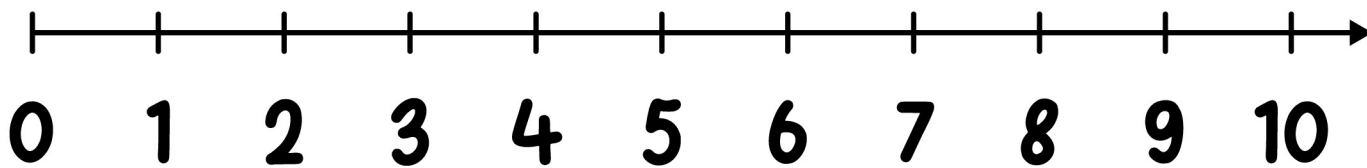
TWO



Find and color the number 2

A large black number 2 is centered on the page. Surrounding it are 28 smaller circles, each containing a number. The numbers are: 6, 1, 2, 5, 2, 2, 7, 6, 10, 3, 2, 1, 5, 2, 2, 10, 2, 2, 3, 9, 0, 6, 2, 7, 2, 2, 5.

Circle 2 on the number line



Trace it

2 2 2 2 2 2

2 2 2 2 2 2

2 2 2 2 2 2

2 2 2 2 2 2

2 2 2 2 2 2

2 2 2 2 2 2

Write it

2

2

2



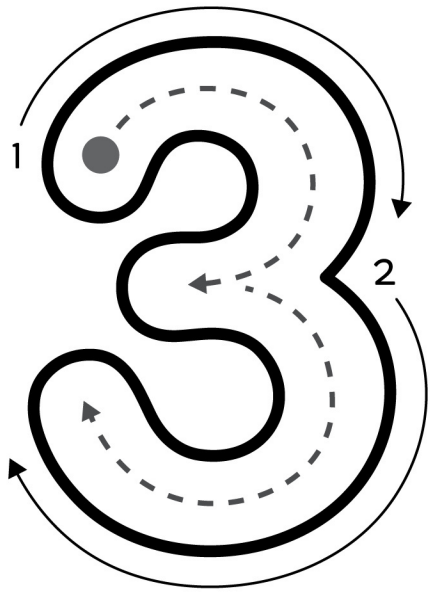
3



THREE

●	●	●							
---	---	---	--	--	--	--	--	--	--

Count and Trace The Number



THREE

Tracing practice area with three rows of horizontal lines (top, dashed middle, bottom). The first row contains a solid number 3 with stroke order arrows and numbers 1 and 2, followed by three dashed number 3s for tracing. The second row contains four dashed number 3s for tracing. The third row contains four dashed number 3s for tracing.

Trace it

3 3 3 3 3 3

3 3 3 3 3 3

3 3 3 3 3 3

3 3 3 3 3 3

3 3 3 3 3 3

3 3 3 3 3 3

Write it

3

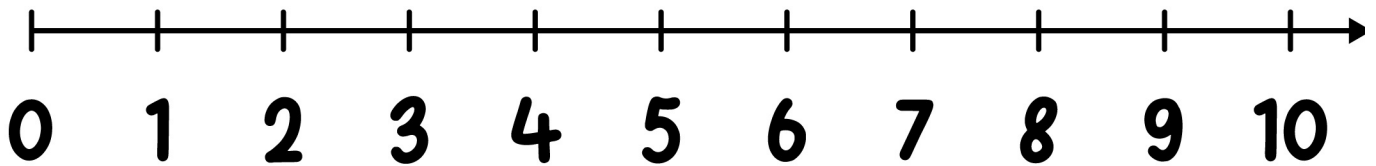
3

3

Find and color the number 3

A large black number 3 is centered on the page. Surrounding it are 25 smaller circles, each containing a number. The numbers are: 3, 1, 2, 3, 7 (top row); 2, 3, 6, 10 (second row); 3, 4, 8, 3 (third row); 10, 3, 4, 0 (fourth row); 2, 5, 9, 3 (fifth row); 3, 3, 10, 1, 3 (bottom row).

Circle 3 on the number line

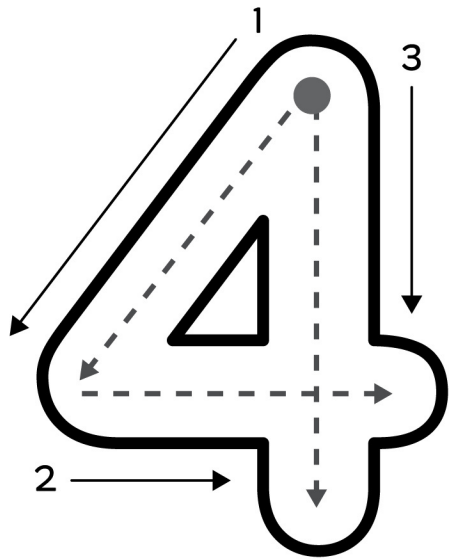




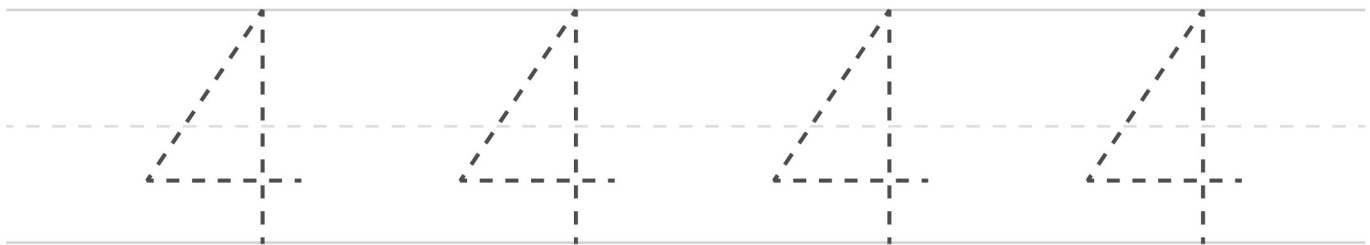
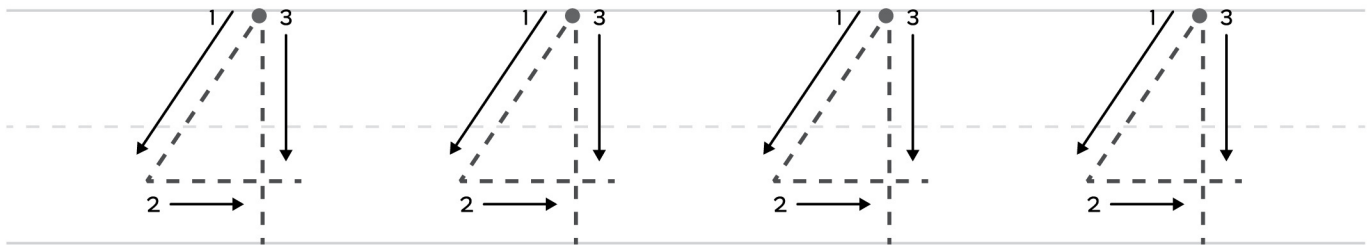
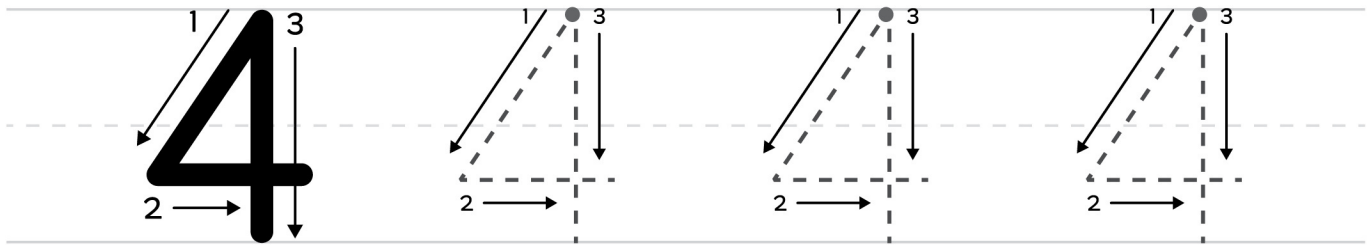



FOUR

●	●	●	●						
---	---	---	---	--	--	--	--	--	--

Count and Trace The Number



FOUR



Trace it

4 4 4 4 4 4

4 4 4 4 4 4

4 4 4 4 4 4

4 4 4 4 4 4

4 4 4 4 4 4

4 4 4 4 4 4

Write it

4

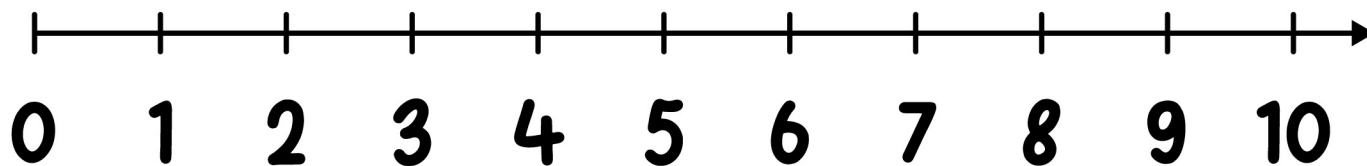
4

4

Find and color the number 4

A large black number 4 is centered on the page. Surrounding it are 25 circles, each containing a number. The numbers are: 1, 0, 4, 9, 4, 8, 4, 3, 6, 4, 4, 10, 2, 2, 0, 7, 4, 4, 3, 8, 10, 5, 6, 4, 4.

Circle 4 on the number line

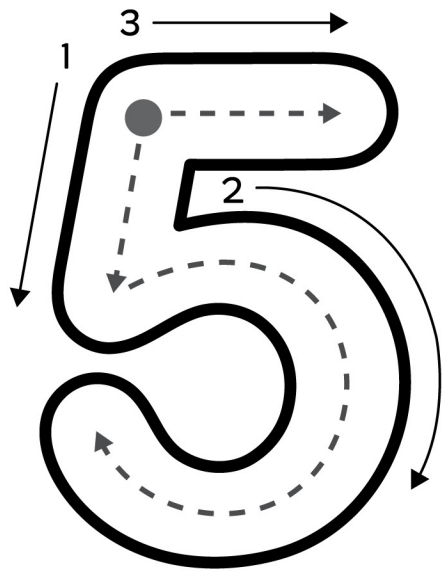




FIVE

●	●	●	●	●					
---	---	---	---	---	--	--	--	--	--

Count and Trace The Number




FIVE



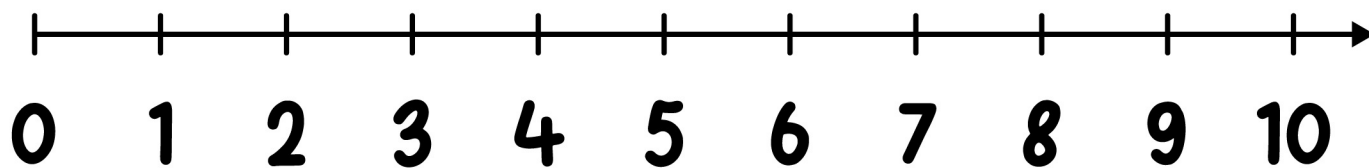
Tracing practice section with four rows of horizontal lines (top, middle dashed, bottom).

- Row 1: A solid number 5 with stroke order arrows, followed by three dashed number 5s for tracing. Each has stroke order numbers 1, 2, 3 and arrows.
- Row 2: Four dashed number 5s for tracing, each with stroke order numbers 1, 2, 3 and arrows.
- Row 3: Four dashed number 5s for tracing, each with stroke order numbers 1, 2, 3 and arrows.
- Row 4: Four dashed number 5s for tracing, each with stroke order numbers 1, 2, 3 and arrows.

Find and color the number 5



Circle 5 on the number line



Trace it

b b b b b b

b b b b b b

b b b b b b

b b b b b b

b b b b b b

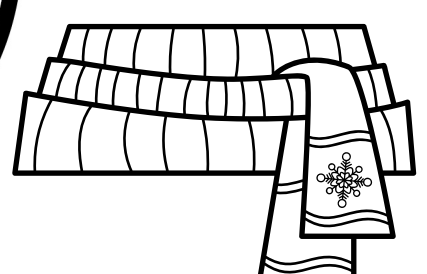
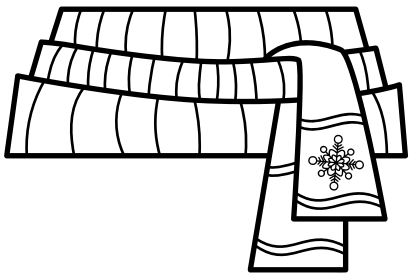
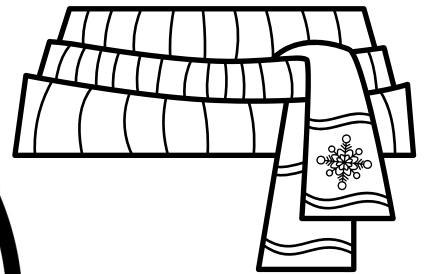
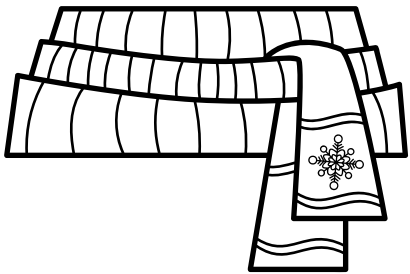
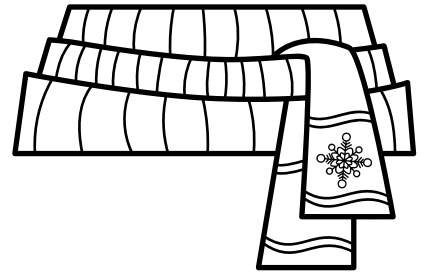
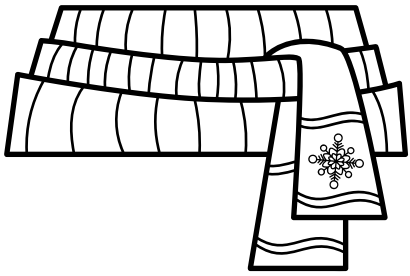
b b b b b b

Write it

b

b

b





6

SIX

●	●	●	●	●	●				
---	---	---	---	---	---	--	--	--	--

Count and Trace The Number



SIX

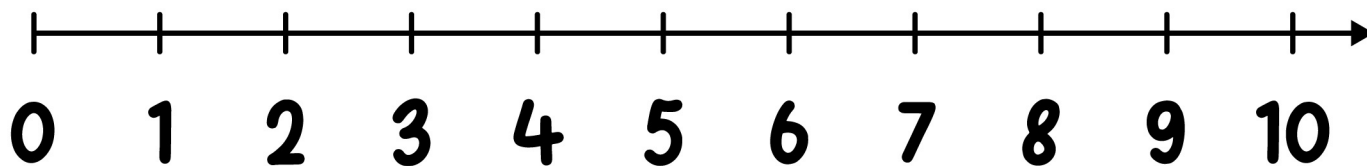
Tracing practice area with three rows of horizontal lines (top, dashed middle, bottom). Each row contains four numbers:

- Row 1: A solid black number 6 with a starting dot and arrow, followed by three dashed number 6s for tracing.
- Row 2: Four dashed number 6s for tracing.
- Row 3: Four dashed number 6s for tracing.

Find and color the number 6

A large black number 6 is centered on the page. Surrounding it are 25 smaller circles, each containing a number. The numbers are: 2, 6, 4, 8, 2 (top row); 1, 9, 6, 6 (second row); 10, 0, 10, 5 (third row); 6, 6, 0, 3 (fourth row); 6, 9, 6, 8 (fifth row); 3, 7, 6, 10, 6 (bottom row).

Circle 6 on the number line



Trace it

6 6 6 6 6 6

6 6 6 6 6 6

6 6 6 6 6 6

6 6 6 6 6 6

6 6 6 6 6 6

6 6 6 6 6 6


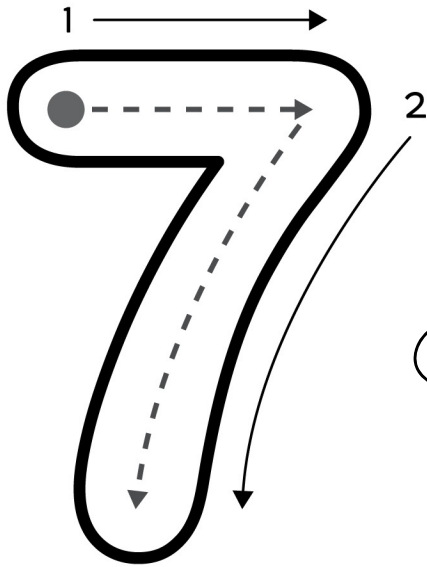
Write it

6

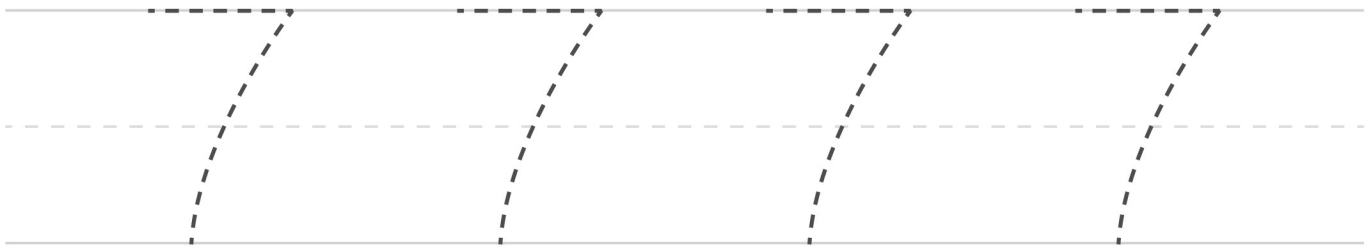
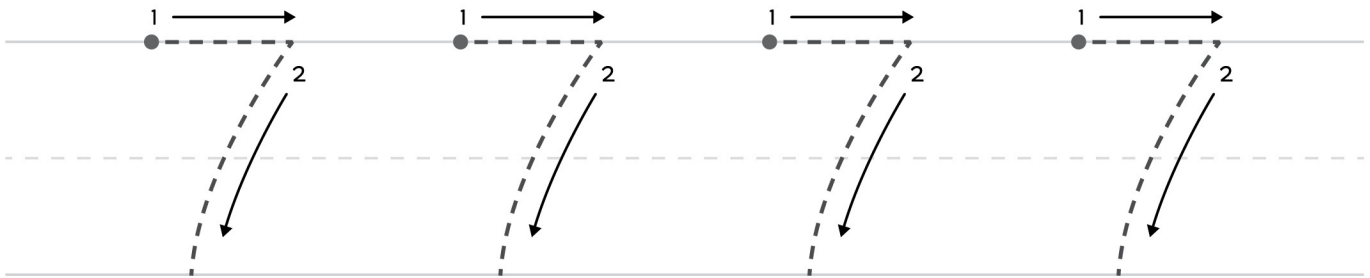
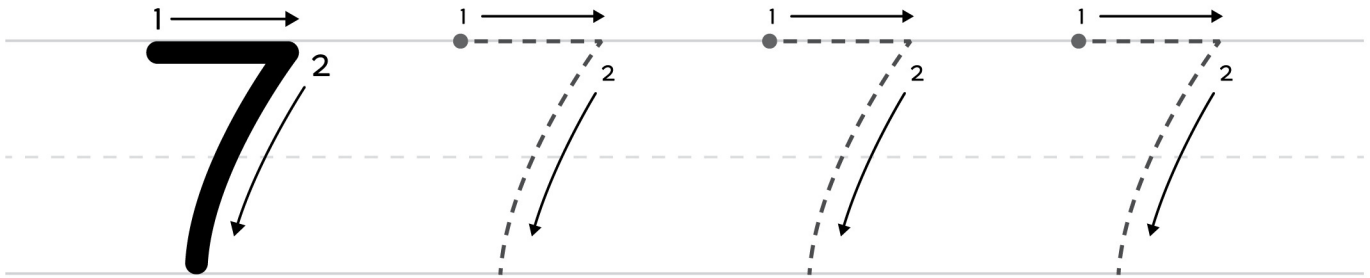
6

6

Count and Trace The Number



SEVEN



Trace it

Tracing practice section containing six rows of handwriting lines. Each row consists of a solid top line, a dashed middle line, and a solid bottom line. The first row contains six dashed uppercase letter '7's for tracing. The following five rows each contain seven dashed uppercase letter '7's for tracing.

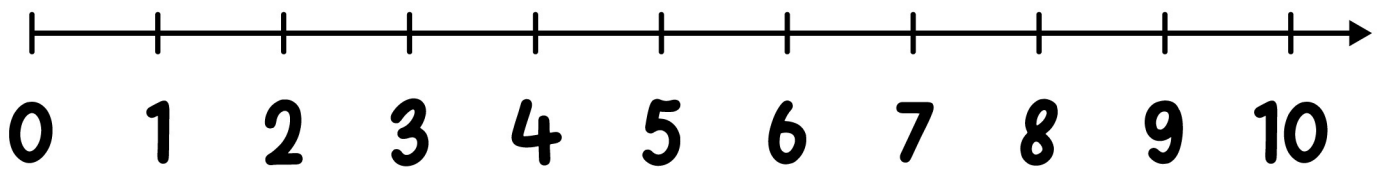
Write it

Independent writing practice section containing three rows of handwriting lines. Each row consists of a solid top line, a dashed middle line, and a solid bottom line. The first row contains one dashed uppercase letter '7' for tracing, followed by two rows that are completely blank for independent practice.


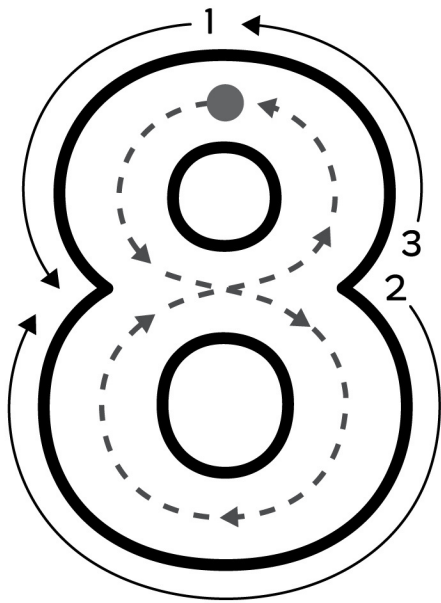
Find and color the number 7

A large black number 7 is centered on the page. Surrounding it are 28 smaller circles, each containing a number. The numbers are: 4, 9, 10, 7, 7, 7, 6, 7, 2, 1, 4, 7, 5, 10, 9, 7, 0, 3, 8, 9, 1, 7, 7, 10, 4, 7, 2.

Circle 7 on the number line



Count and Trace The Number



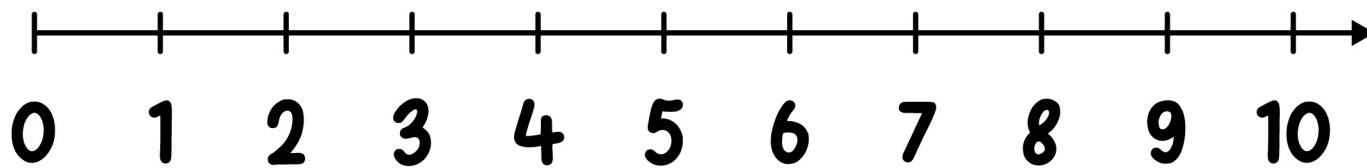
EIGHT

Tracing practice area with four rows of lines. Each row contains four number 8s. The first row shows a solid 8 with stroke order arrows, followed by three dashed 8s for tracing. The second row contains four dashed 8s for tracing. The third row contains four dashed 8s for tracing. The fourth row contains four dashed 8s for tracing.

Find and color the number 8

A large black number 8 is centered on the page. Surrounding it are 25 smaller circles, each containing a number. The numbers are: 8, 0, 10, 2, 5, 4, 8, 5, 8, 3, 4, 3, 6, 1, 8, 8, 7, 8, 8, 8, 9, 10, 7, 9, 8, 5, 7, 8.

Circle 8 on the number line



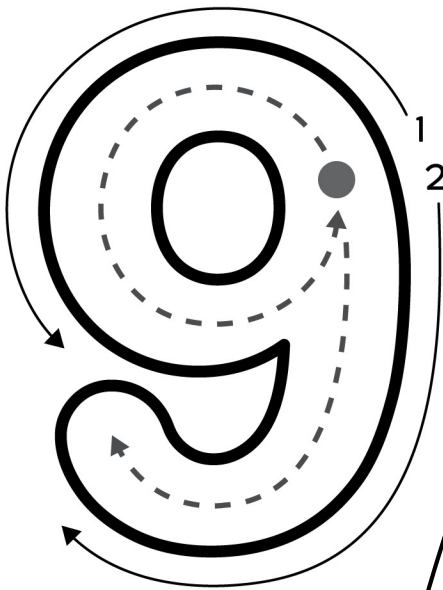
Trace it




Write it



Count and Trace The Number



NINE



Tracing practice area with three rows of horizontal lines (top, dashed middle, bottom). Each row contains four number 9s:

- Row 1: A solid black number 9 with stroke order arrows and numbers 1 and 2, followed by three dashed number 9s for tracing. Each dashed 9 has a starting dot and stroke order numbers 1 and 2.
- Row 2: Four dashed number 9s for tracing, each with a starting dot and stroke order numbers 1 and 2.
- Row 3: Four dashed number 9s for tracing, each with a starting dot and stroke order numbers 1 and 2.

Trace it

9 9 9 9 9 9

9 9 9 9 9 9

9 9 9 9 9 9

9 9 9 9 9 9

9 9 9 9 9 9

9 9 9 9 9 9


Write it

9

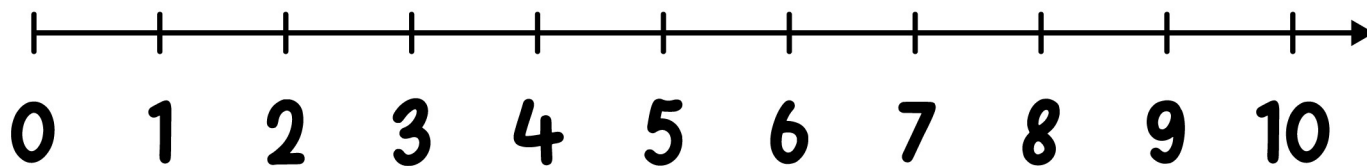
9

9

Find and color the number 9

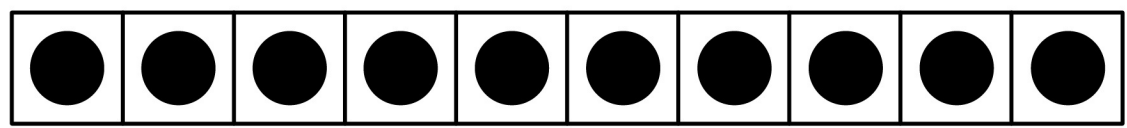


Circle 9 on the number line


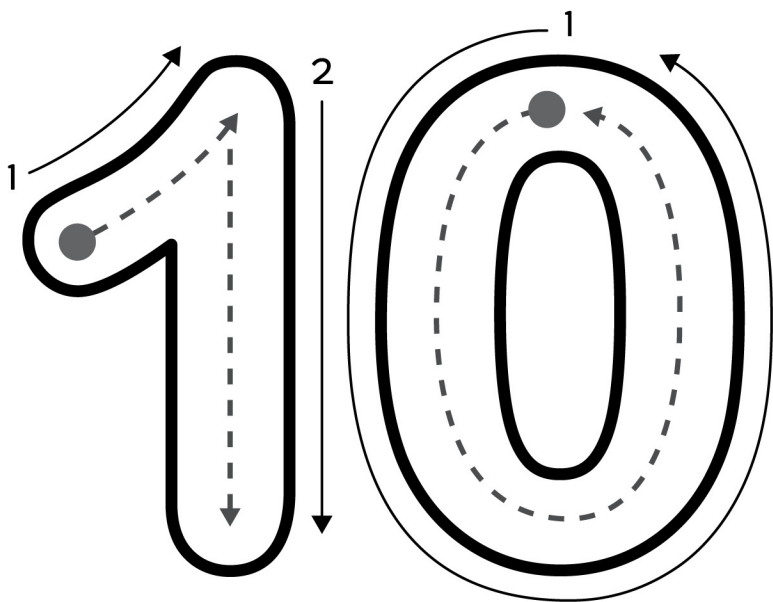




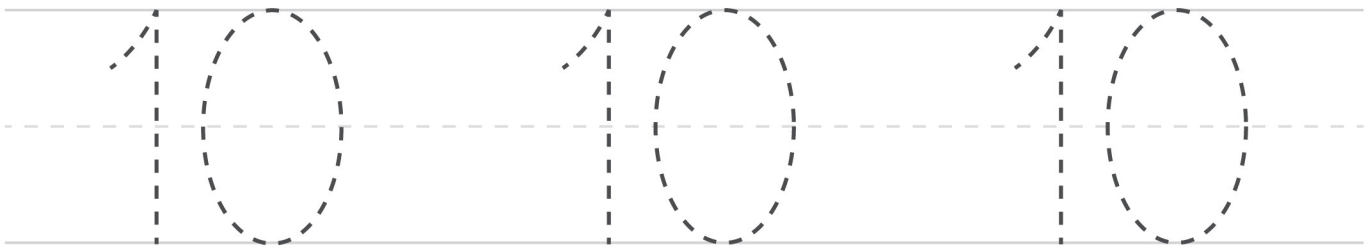
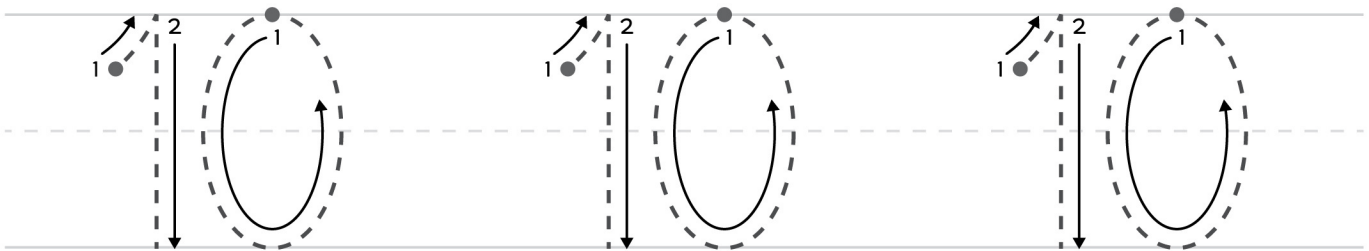
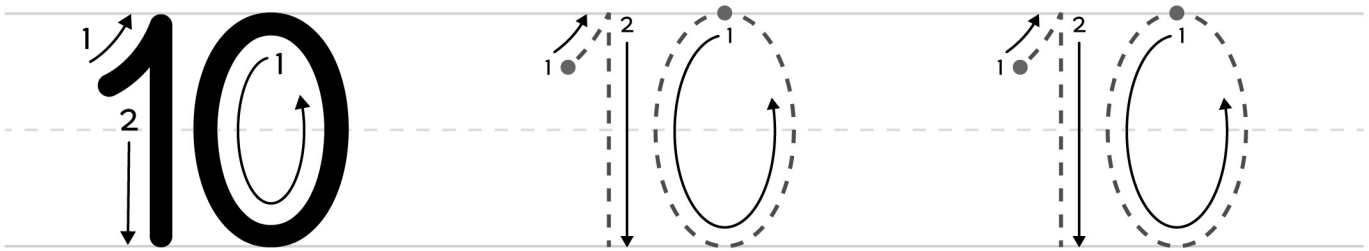
TEN



Count and Trace The Number



TEN



Trace it

10 10 10 10 10

10 10 10 10 10

10 10 10 10 10

10 10 10 10 10

10 10 10 10 10

10 10 10 10 10

Write it

10

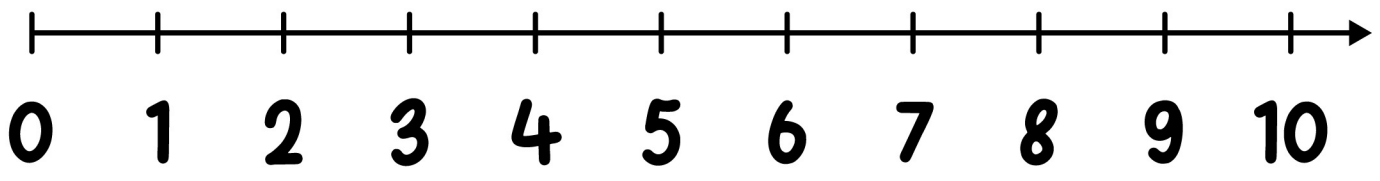
10

10

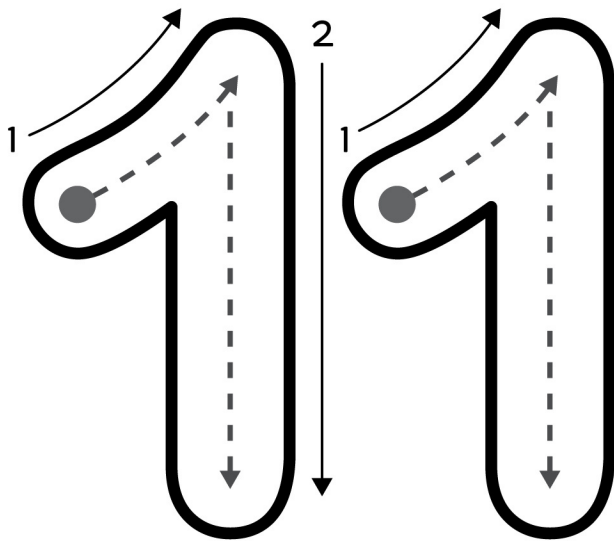
Find and color the number 10

A large, bold black number '10' is centered on the page. Surrounding it are 25 smaller circles, each containing a single digit. The digits are: 7, 6, 9, 8, 4 (top row); 10, 1, 10, 0 (second row); 5, 0, 6, 10 (third row); 10, 3, 10, 3 (fourth row); 9, 2, 4, 7 (fifth row); 10, 10, 1, 10, 9 (bottom row).

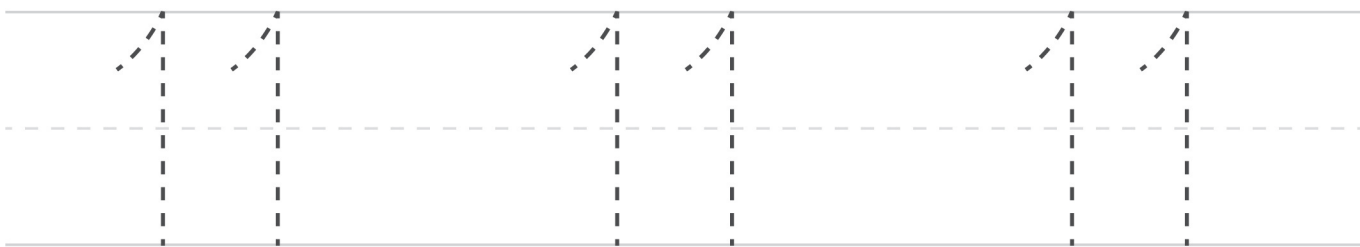
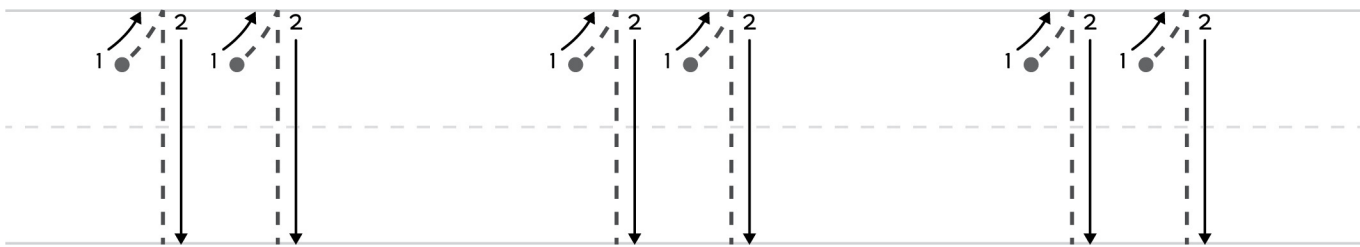
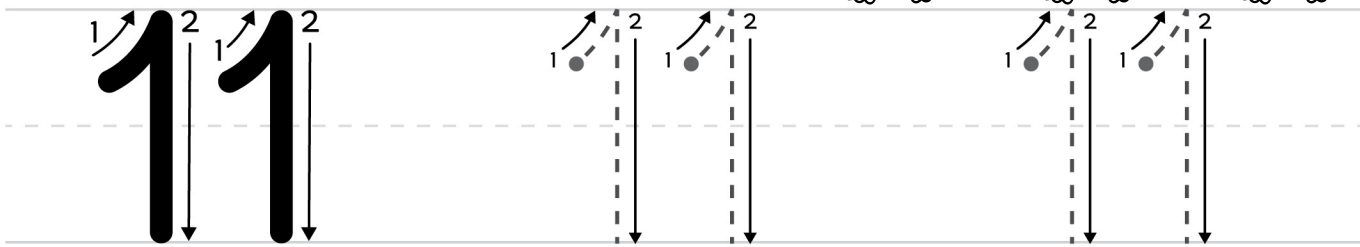
Circle 10 on the number line



Count and Trace The Number



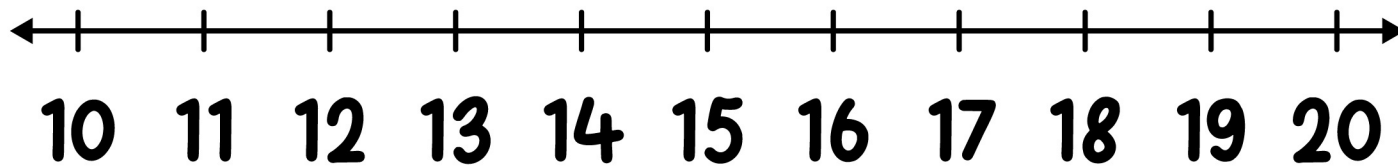
ELEVEN



Find and color the number 11

A large number 11 is centered on the page. Surrounding it are 20 smaller circles, each containing a number. The numbers in the circles are: 11, 7, 11, 3, 2, 10, 8, 5, 10, 7, 13, 11, 0, 3, 6, 15, 4, 11, 2, 11, 12, 1, 16, 11, 8, 11.

Circle 11 on the number line



Trace it

11 11 11 11 11

11 11 11 11 11

11 11 11 11 11

11 11 11 11 11

11 11 11 11 11


11 11 11 11 11

Write it

11

11

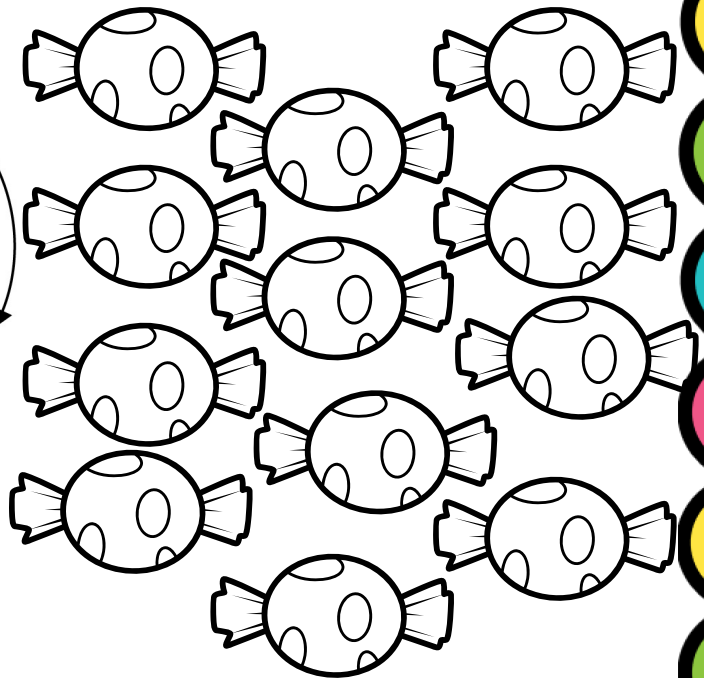
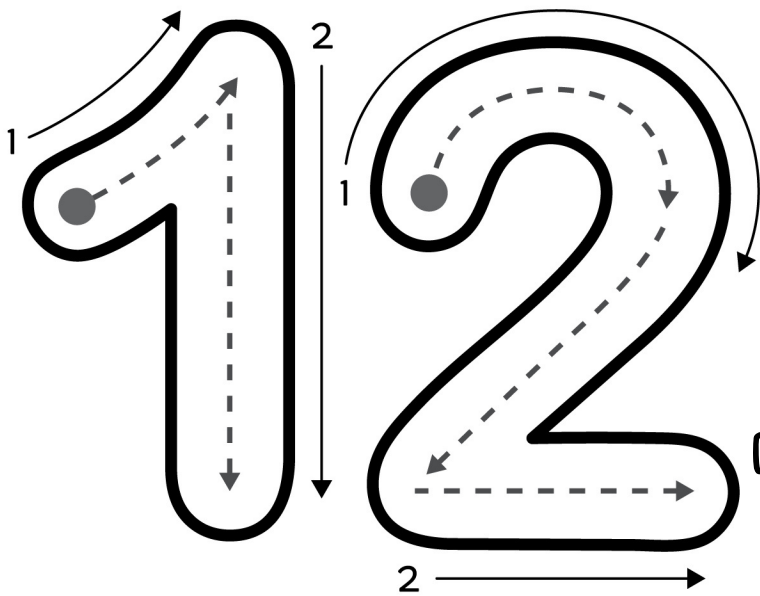
11



TWELVE

●	●	●	●	●	●	●	●	●	●
●	●								

Count and Trace The Number



TWELVE

Tracing practice section with three rows of horizontal lines. The first row contains a solid number 12 with stroke order arrows, followed by two dashed number 12s with stroke order arrows. The second row contains three dashed number 12s with stroke order arrows. The third row contains three dashed number 12s without stroke order arrows.

Trace it

12 12 12 12 12

12 12 12 12 12

12 12 12 12 12

12 12 12 12 12

12 12 12 12 12

12 12 12 12 12

Write it

12

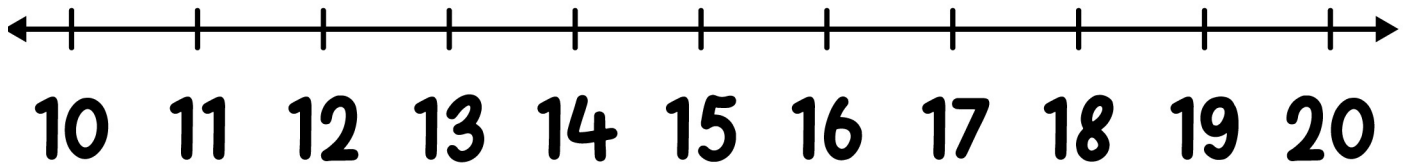
12

12

Find and color the number 12

A large, bold black number '12' is centered on the page. Surrounding it are 25 smaller circles, each containing a number. The numbers in the circles are: 2, 7, 8, 3, 4, 12, 6, 11, 10, 5, 11, 1, 12, 13, 12, 17, 10, 2, 13, 2, 2, 0, 15, 8, 9.

Circle 12 on the number line

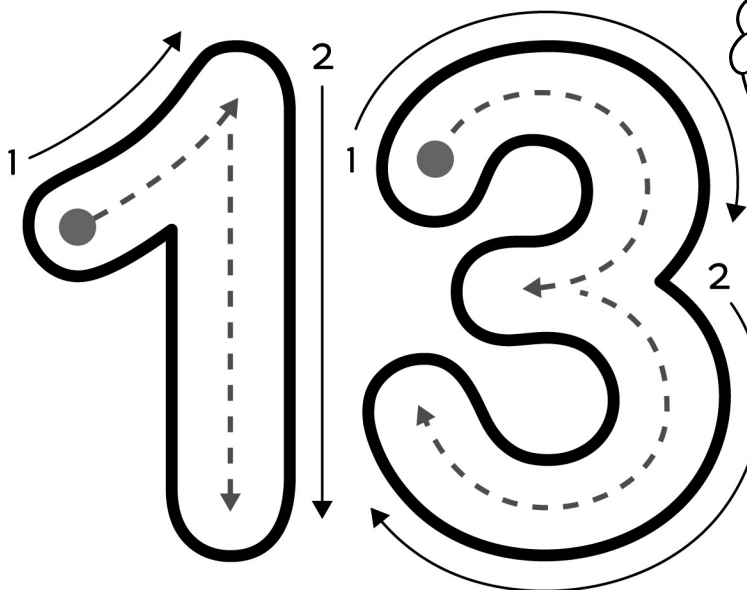




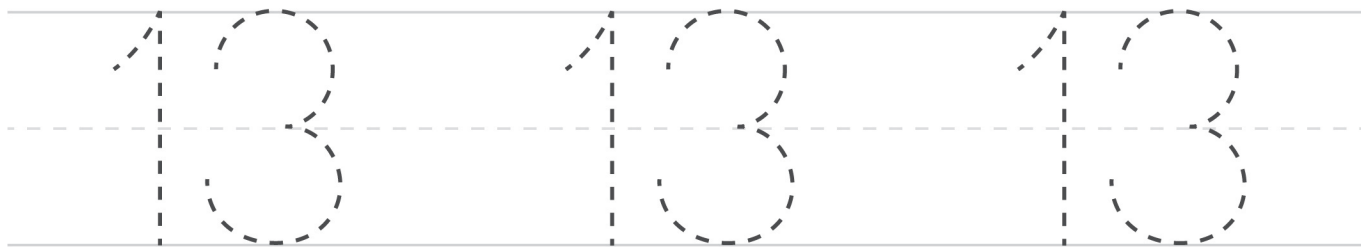
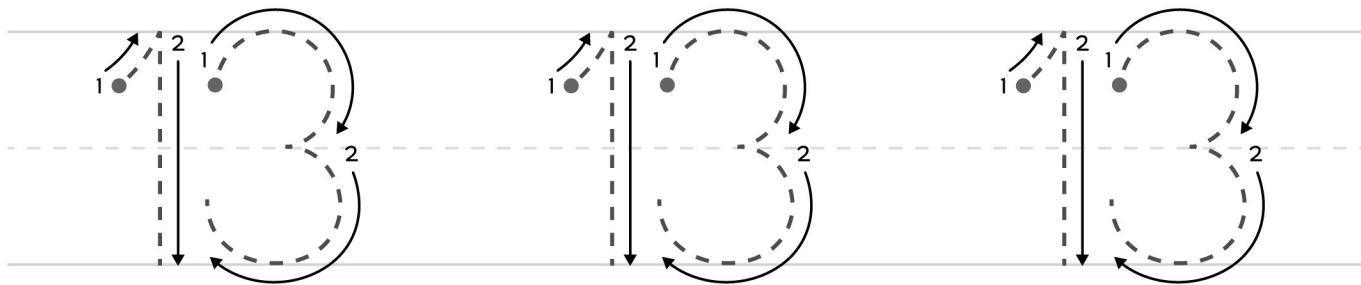
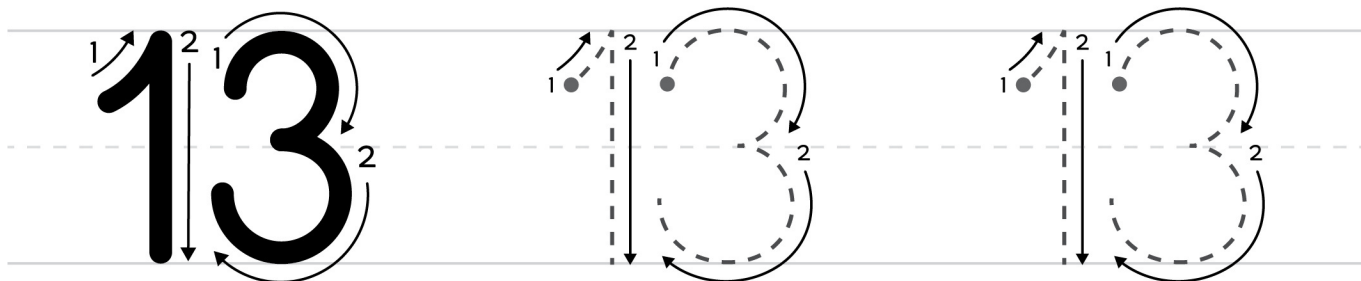
THIRTEEN

●	●	●	●	●	●	●	●	●	●
●	●	●							

Count and Trace The Number



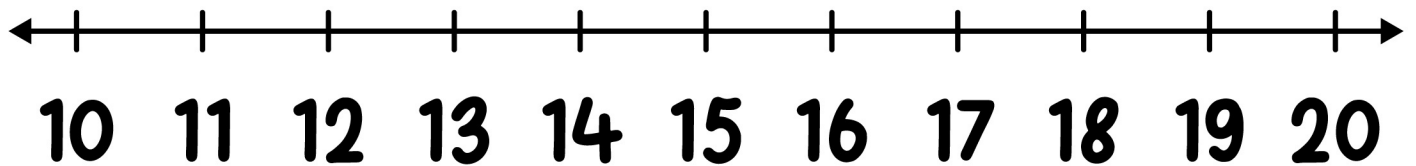
THIRTEEN



Find and color the number 13

A large number 13 is centered on the page. Surrounding it are 25 smaller circles, each containing a number. The numbers in the circles are: 12, 4, 3, 13, 1, 13, 13, 9, 6, 11, 3, 10, 13, 13, 6, 8, 5, 13, 7, 12, 4, 13, 11, 15, 13, 13.

Circle 13 on the number line



Trace it

13 13 13 13 13

13 13 13 13 13

13 13 13 13 13

13 13 13 13 13

13 13 13 13 13

13 13 13 13 13

Write it

13

13

13

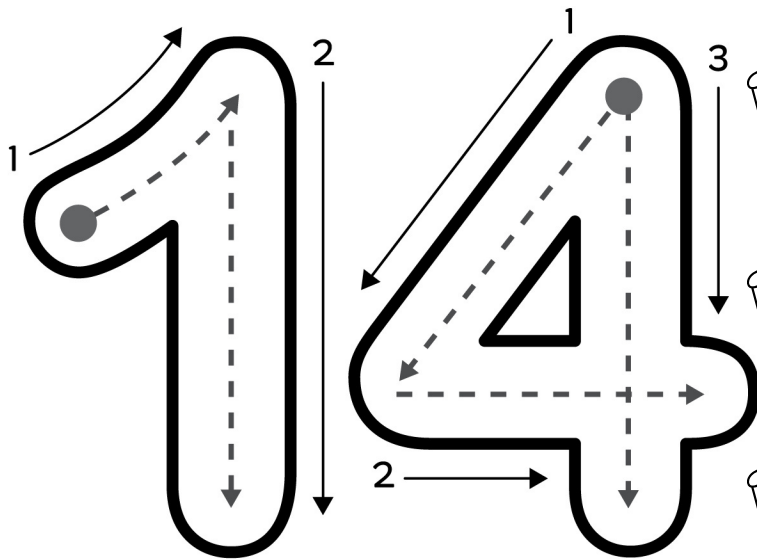


14

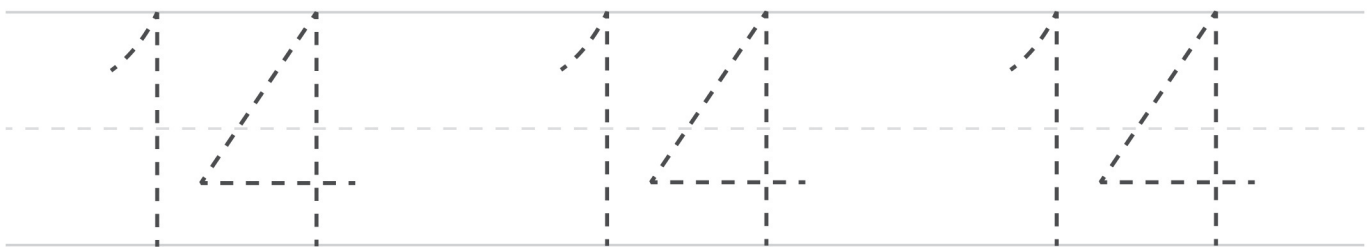
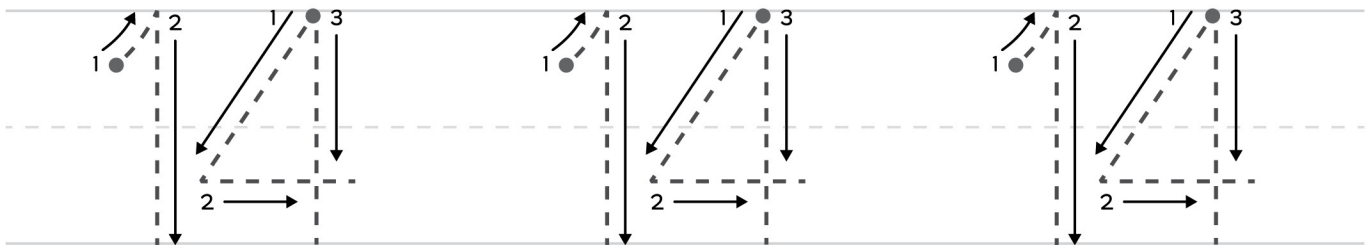
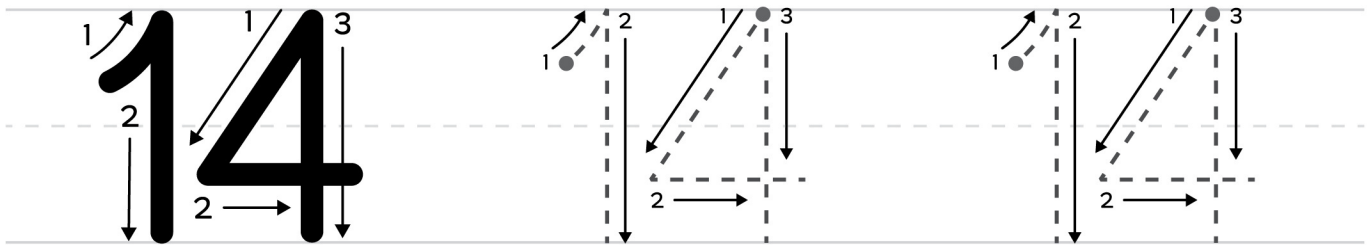
FOURTEEN

●	●	●	●	●	●	●	●	●	●
●	●	●	●						

Count and Trace The Number



FOURTEEN



Trace it

14 14 14 14 14

14 14 14 14 14

14 14 14 14 14

14 14 14 14 14

14 14 14 14 14

14 14 14 14 14

Write it

14

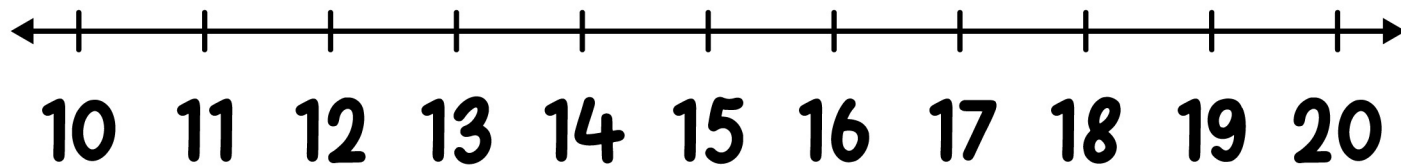
14

14

Find and color the number 14

A large, bold black number 14 is centered on the page. Surrounding it are 20 smaller circles, each containing a number. The numbers in the circles are: 3, 14, 1, 2, 4, 9, 14, 4, 10, 5, 10, 14, 13, 14, 10, 3, 6, 14, 12, 4, 7, 5, 16, 14, 8, 14.

Circle 14 on the number line

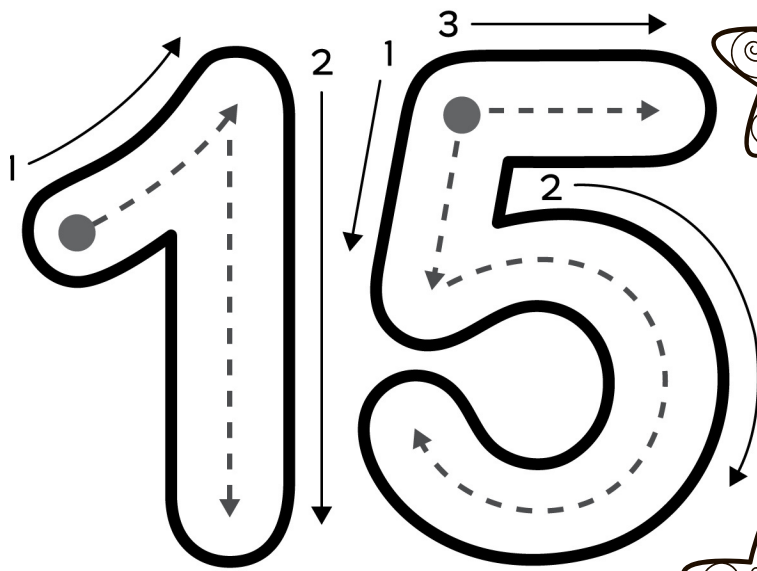




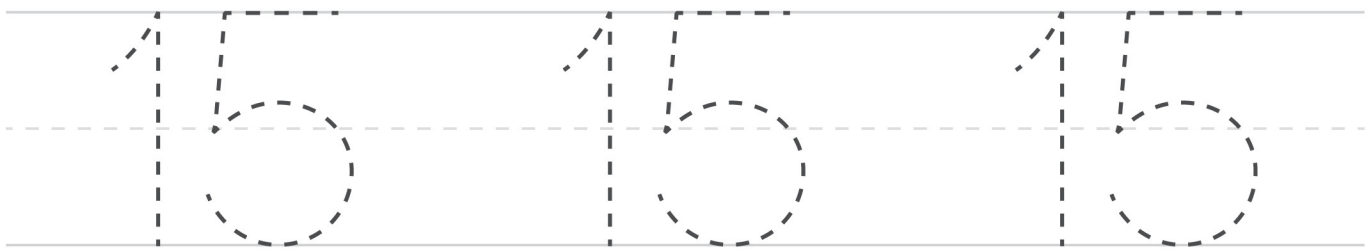
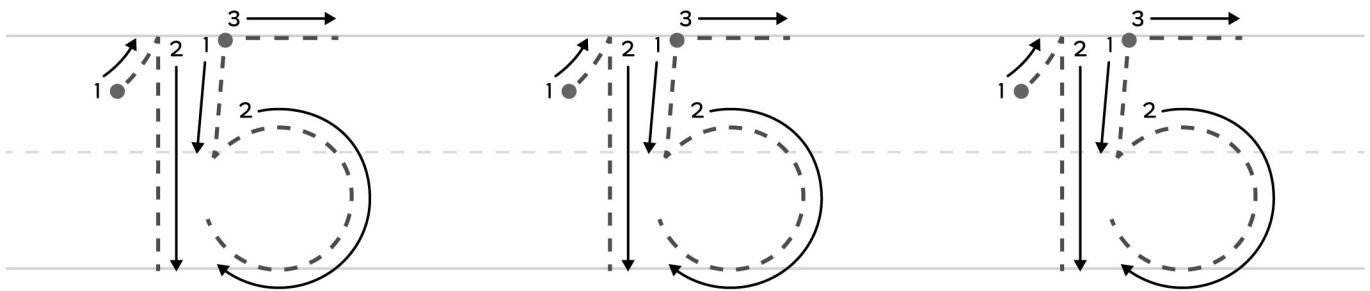
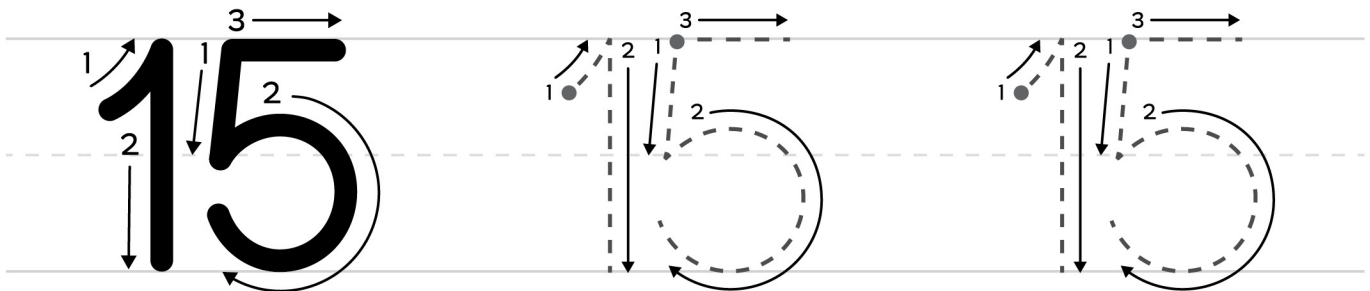
FIFTEEN

●	●	●	●	●	●	●	●	●	●
●	●	●	●	●					

Count and Trace The Number



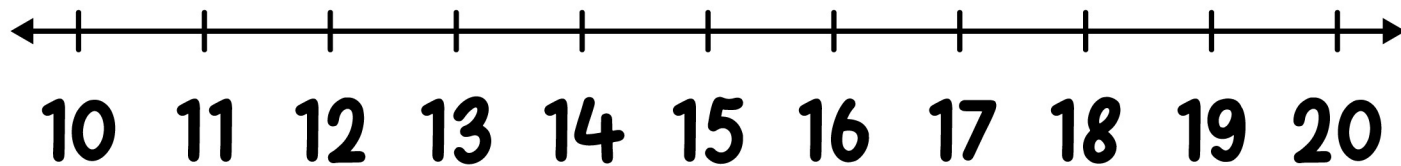
FIFTEEN



Find and color the number 15

A large, bold black number '15' is centered on the page. Surrounding it are 25 smaller circles, each containing a number. The numbers in the circles are: 7, 5, 13, 1, 15, 15, 12, 15, 10, 3, 11, 16, 8, 15, 6, 15, 15, 11, 11, 2, 19, 15, 9, 16, 4, 15, 11.

Circle 15 on the number line



Trace it

15 15 15 15 15

15 15 15 15 15

15 15 15 15 15

15 15 15 15 15

15 15 15 15 15

15 15 15 15 15

Write it

15

15

15


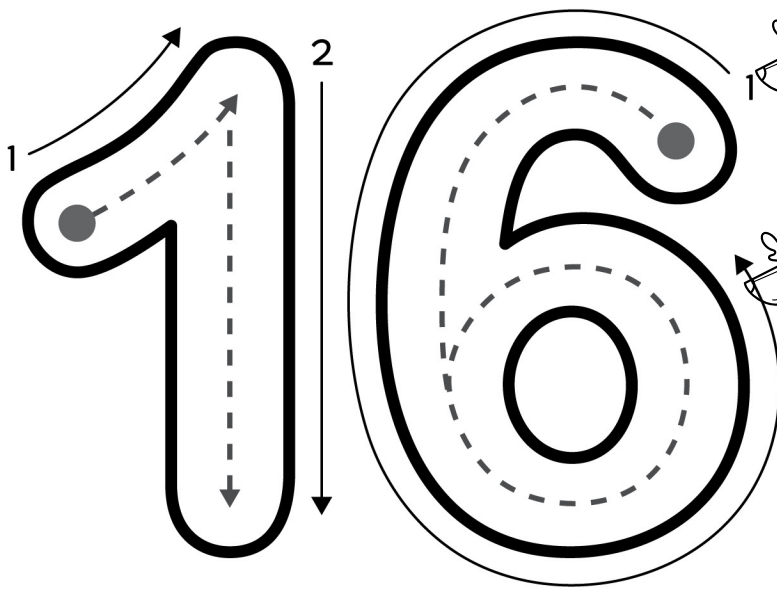


16

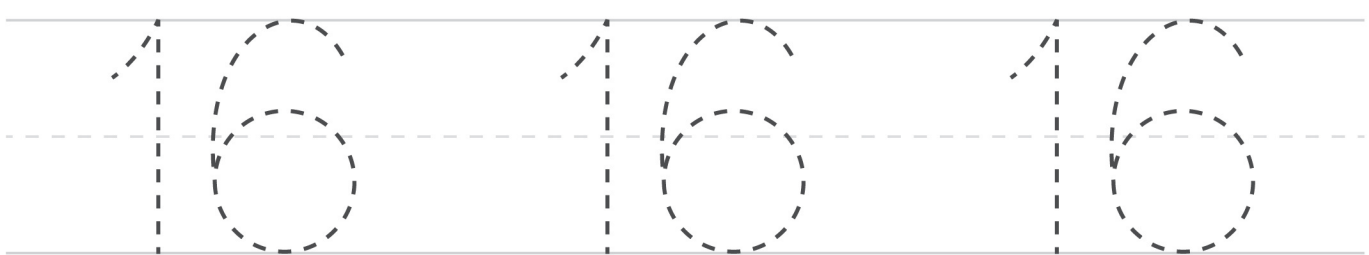
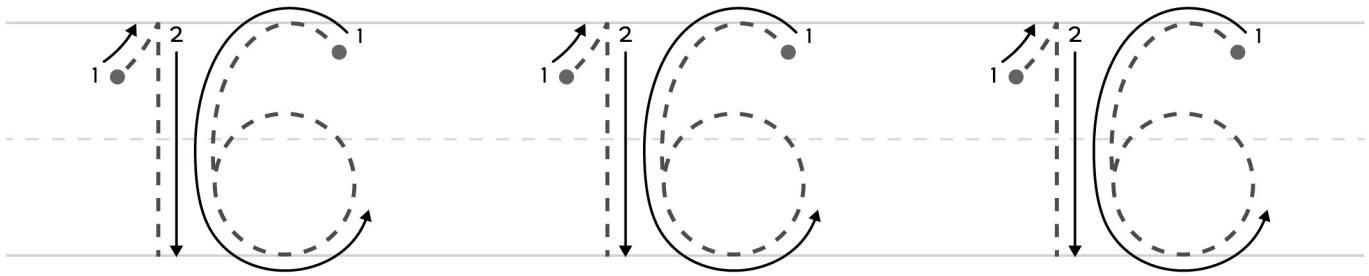
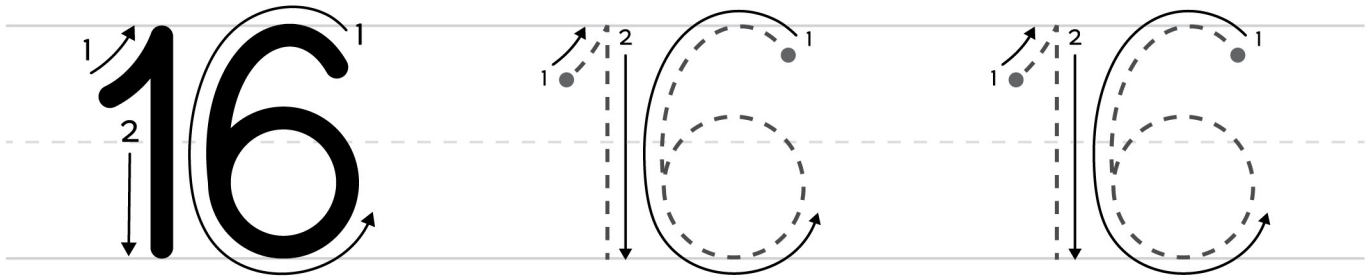
SIXTEEN

●	●	●	●	●	●	●	●	●	●
●	●	●	●	●	●				

Count and Trace The Number



SIXTEEN



Trace it

16 16 16 16 16

16 16 16 16 16

16 16 16 16 16

16 16 16 16 16

16 16 16 16 16

16 16 16 16 16

Write it

16

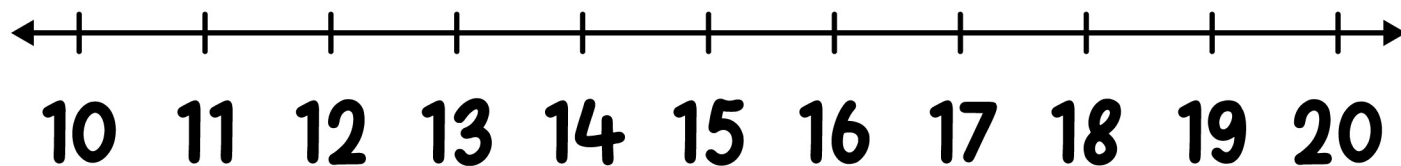
16

16


Find and color the number 16

A large, bold black number '16' is centered on the page. Surrounding it are 25 smaller circles, each containing a number. The numbers in the circles are: 16, 3, 16, 5, 16, 1, 16, 18, 11, 10, 6, 16, 9, 16, 16, 2, 6, 11, 19, 16, 4, 9, 3, 10, 16, 8.

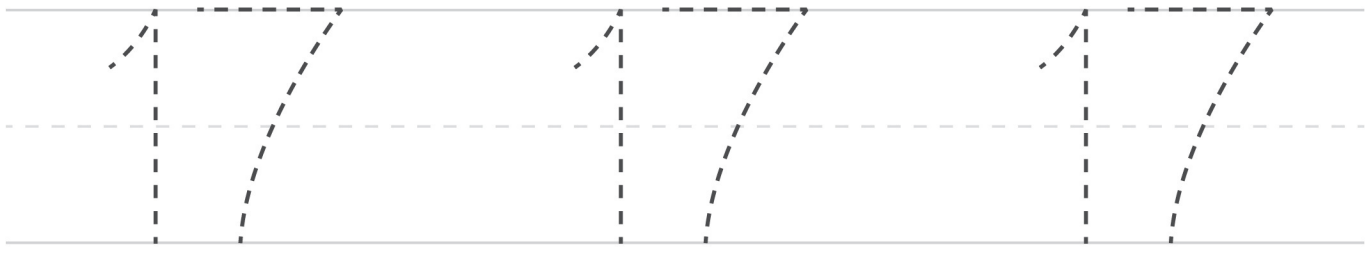
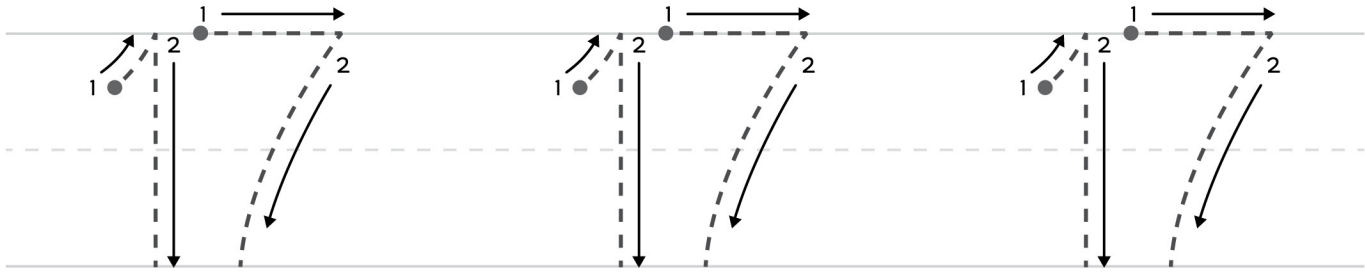
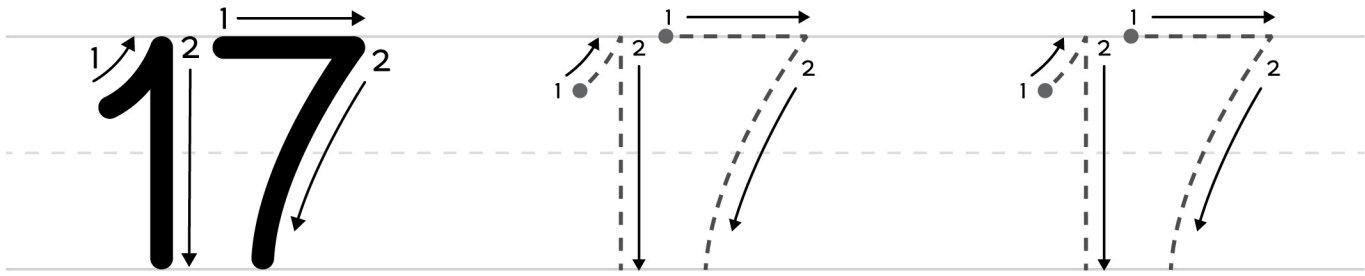
Circle 16 on the number line



Count and Trace The Number



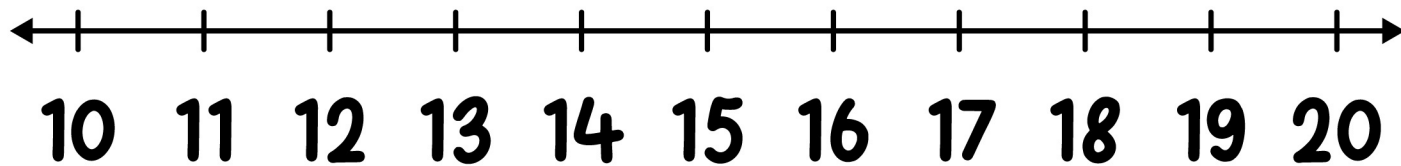
SEVENTEEN



Find and color the number 17

8 17 9 4 17
13 7 17 6 11
14 17 3 17
3 5 17 17 12 4
17 17 17 12 17 19 17 15 17 20

Circle 17 on the number line



Trace it

17 17 17 17 17

17 17 17 17 17

17 17 17 17 17

17 17 17 17 17

17 17 17 17 17





17 17 17 17 17

Write it

17

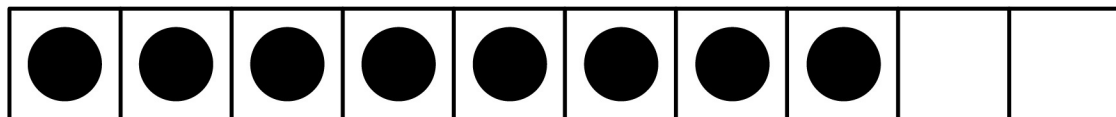

17

17


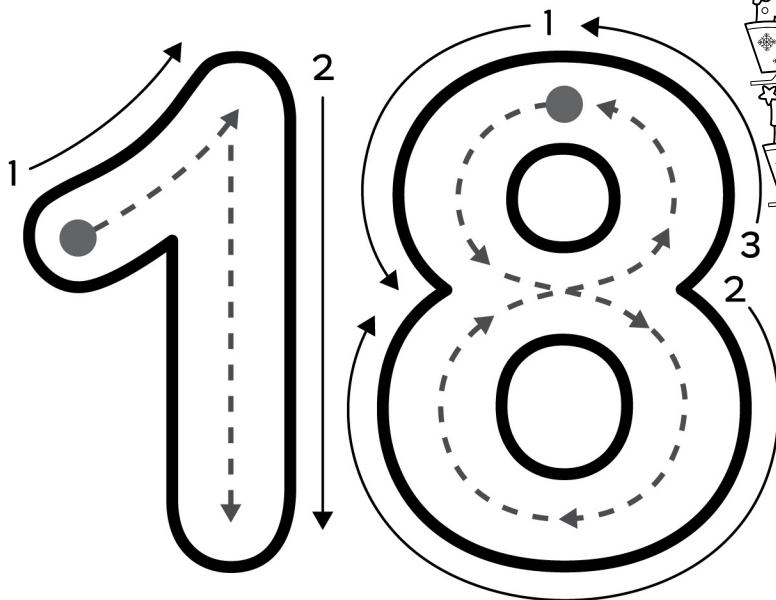


18

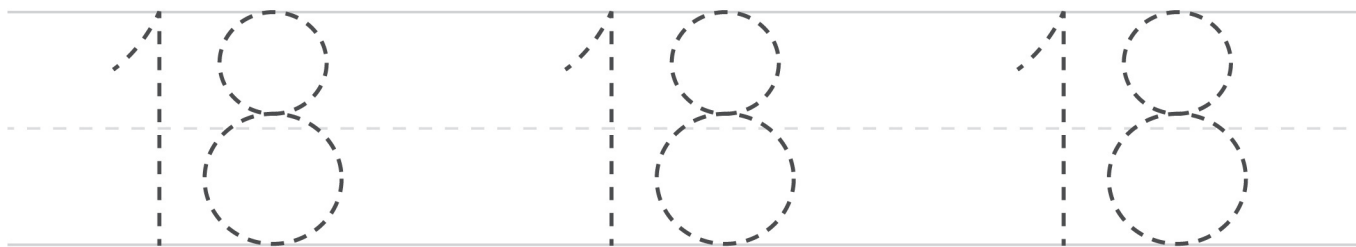
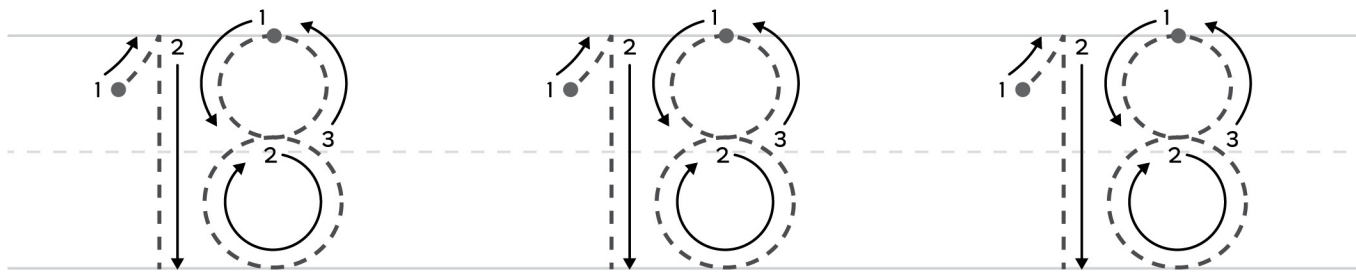
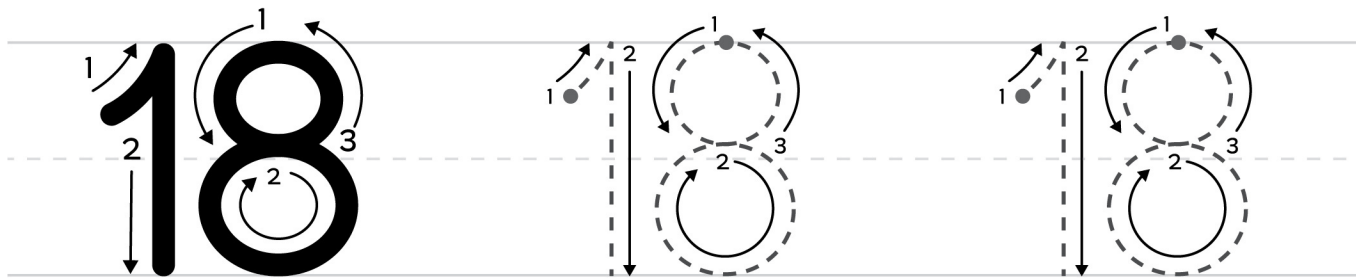
EIGHTEEN



Count and Trace The Number



EIGHTEEN



Trace it

18 18 18 18 18

18 18 18 18 18

18 18 18 18 18

18 18 18 18 18

18 18 18 18 18

18 18 18 18 18

Write it

18

18

18

Find and color the number 18

18 7 10 18 2

3 18 6 5

18 12

5

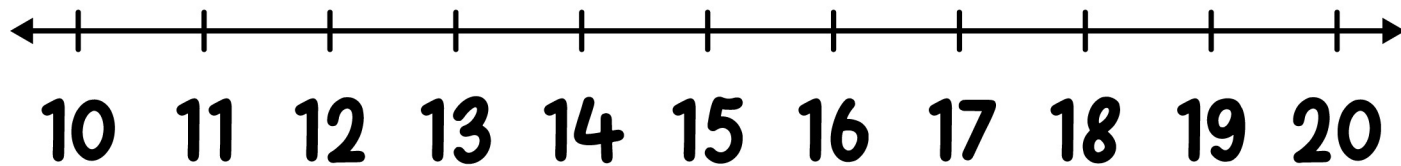
9 18 14

16

10 12 4 8

4 19 18 18 17

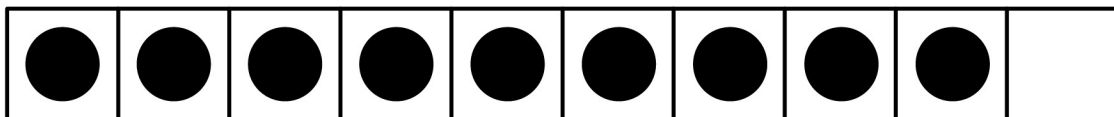
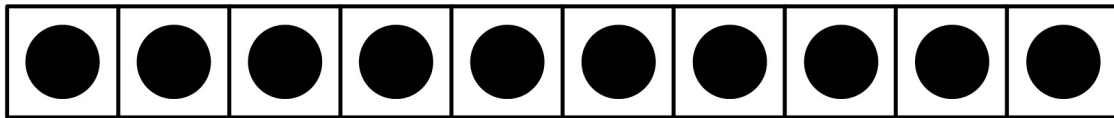
Circle 18 on the number line




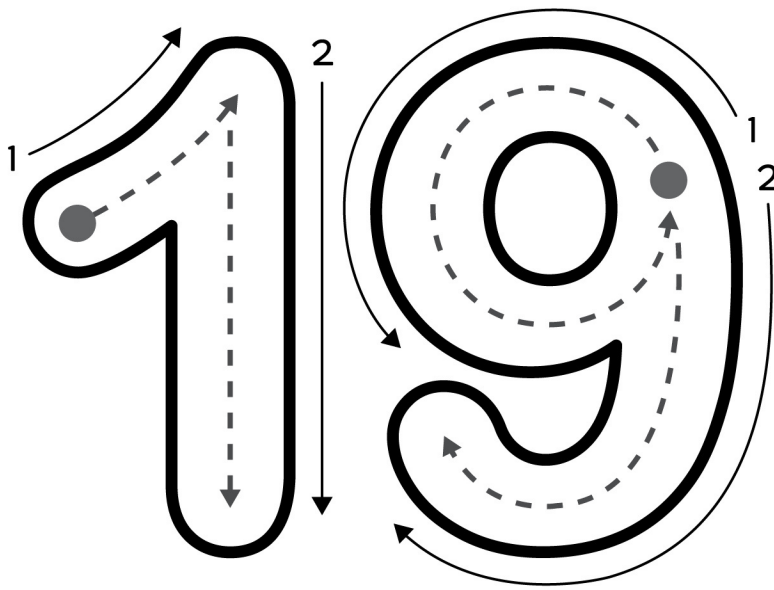


19

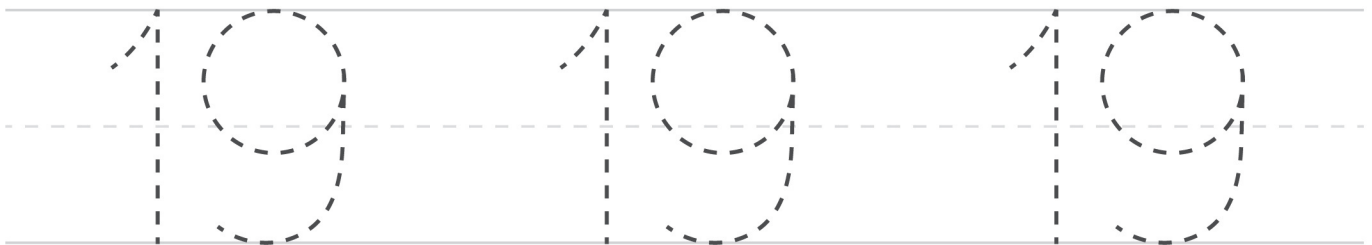
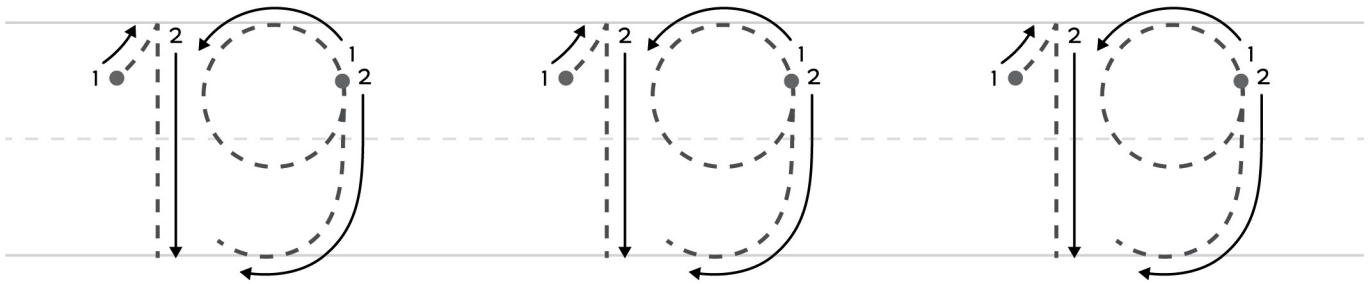
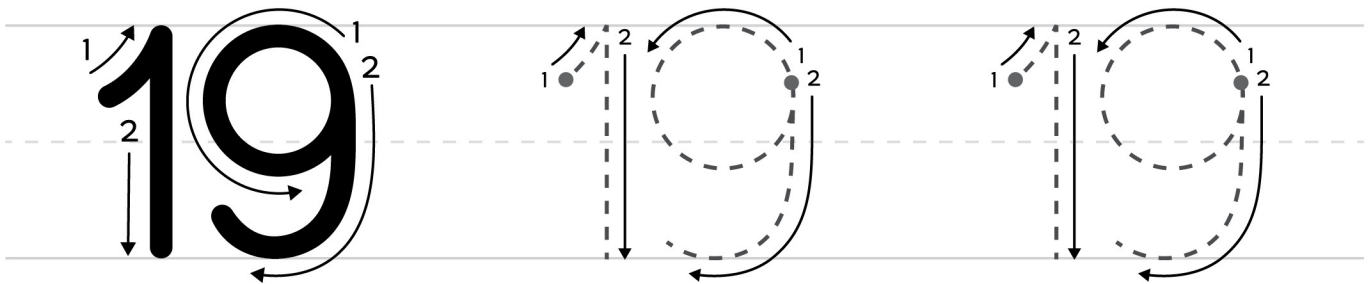
NINETEEN



Count and Trace The Number



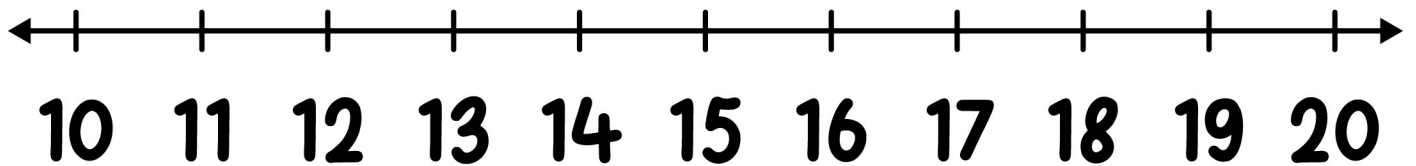
NINETEEN



Find and color the number 19

A large, bold black number '19' is centered on the page. Surrounding it are 20 smaller circles, each containing a number. The numbers in the circles are: 6, 19, 1, 19, 20, 7, 19, 9, 10, 10, 19, 16, 19, 8, 11, 6, 19, 4, 15, 2, 9, 19, 3, 19, 19.

Circle 19 on the number line



Trace it

19 19 19 19 19

19 19 19 19 19

19 19 19 19 19

19 19 19 19 19

19 19 19 19 19

19 19 19 19 19

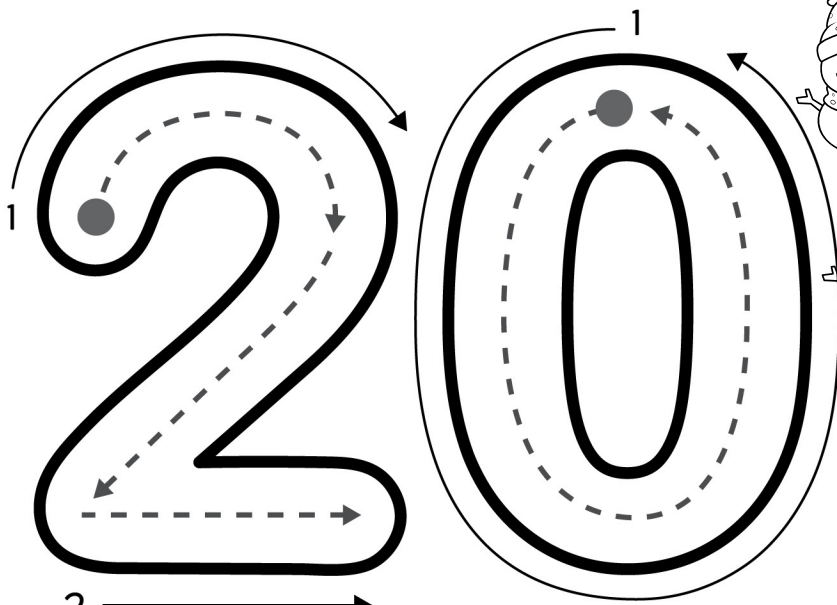
Write it

19


19

19

Count and Trace The Number



TWENTY



Trace it

20 20 20 20 20

20 20 20 20 20

20 20 20 20 20

20 20 20 20 20

20 20 20 20 20

20 20 20 20 20

Write it

20

20

20

Find and color the number 20

A large number 20 is centered on the page. Surrounding it are 20 smaller circles, each containing a number. The numbers in the circles are: 16, 3, 16, 5, 4, 1, 20, 2, 20, 6, 8, 7, 10, 20, 11, 20, 19, 20, 5, 20, 6, 10, 20, 8.

Circle 20 on the number line

